







Previsión a corto plazo

Promedios de estación

	 °C	 %	 hPa	 km/h	 mm/h	 °C
5 Jun	22.6 / 13.8	59.3	1013.3	7.5	2.8	20.5 / 12.0
6 Jun	26.5 / 13.4	53.3	1013.3	7.4	0.5	23.6 / 12.5
7 Jun	25.9 / 14.2	50.4	1013.5	8.3	0.4	23.1 / 12.4
8 Jun	24.9 / 14.6	56.4	1013.6	7.3	2.4	23.1 / 13.6
9 Jun	26.0 / 13.6	53.0	1014.1	7.1	1.2	23.9 / 12.6
10 Jun	27.0 / 14.1	45.7	1013.7	6.2	0.4	24.7 / 12.8
11 Jun	25.9 / 15.2	45.5	1011.9	9.4	0.1	22.7 / 13.5
12 Jun	25.5 / 13.3	44.6	1013.0	9.3	1.9	22.8 / 11.4
13 Jun	27.3 / 14.1	48.9	1013.9	9.1	2.5	25.0 / 12.3

Extremos de la estación

	 °C	 %	 hPa	 km/h	 km/h	 mm/h	 °C
5 Jun	32.5 2024	95.0 2021	1021.8 2021	21.6 2019	41.3 2019	14.3 2021	30.8 2024
	8.3 2020	20.4 2024	1004.2 2019	-	-	-	6.7 2020
6 Jun	32.6 2024	97.0 2021	1022.0 2021	25.2 2019	44.2 2019	3.1 2018	30.4 2025
	8.7 2019	14.0 2019	1004.8 2020	-	-	-	6.2 2019
7 Jun	33.2 2025	96.0 2018	1018.9 2021	22.0 2020	42.4 2020	2.8 2023	31.0 2025
	9.3 2018	18.0 2025	1004.8 2020	-	-	-	6.5 2019
8 Jun	36.0 2025	96.6 2023	1019.0 2019	20.9 2023	41.3 2024	8.4 2024	34.2 2025
	9.7 2019	0.0 2024	1007.2 2024	-	-	-	6.7 2019
9 Jun	36.2 2025	97.0 2023	1021.6 2025	21.6 2019	40.3 2025	3.6 2018	35.9 2025
	7.6 2020	0.0 2024	1007.9 2024	-	-	-	6.0 2020
10 Jun	34.4 2025	95.1 2023	1020.0 2025	17.9 2021	33.5 2021	2.8 2024	34.3 2025
	7.5 2020	0.0 2024	1009.2 2024	-	-	-	5.6 2020
11 Jun	33.3 2022	93.2 2018	1018.3 2022	25.2 2020	53.3 2020	0.5 2025	30.3 2022
	10.9 2018	0.0 2024	1002.9 2020	-	-	-	8.3 2019
12 Jun	34.6 2022	92.0 2018	1019.4 2021	28.1 2021	50.3 2021	10.8 2024	31.3 2025
	7.8 2019	0.0 2024	1003.3 2020	-	-	-	4.9 2019
13 Jun	38.2 2022	94.5 2023	1020.4 2021	28.1 2023	55.3 2024	11.3 2023	35.2 2022
	6.7 2020	0.0 2024	1006.5 2019	-	-	-	4.5 2020

Almanac

